



PROJECT NAME: .....

DOOR LOCATION: .....

# FABRICATION MEASUREMENTS FORM - DURAFLEX

**NOTES TO MEASURER:**

- ALL MEASUREMENTS IN MM** (must be accurate to nearest mm)
- OPENING WIDTH** is the actual width of the Won-Door Tracks.  
This is to be measured at the top near the header and is measured from wall to wall.

**NOTE:** if you have optional hardwood jambs fixed onto the wall linings which stop short of the header **DO NOT** take the width from these hardwood jambs.

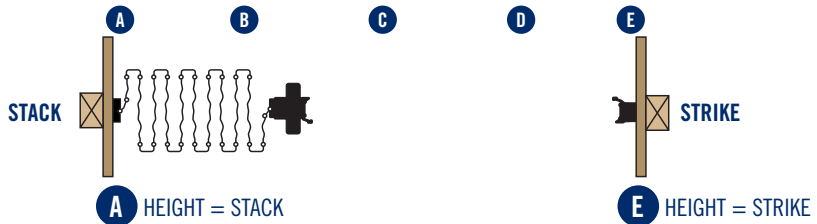
**NOTE:** if your opening has a Pocket then please request Fabrication Measurements Form with Pocket.

- OPENING HEIGHT** measured from top of floor coverings to underside of completed header (**DO NOT ALLOW FOR ANY EXTRA CLEARANCES**). If the floor coverings are not in place then please measure to the sub-floor and advise Won-Door of floor covering thickness. Please take height measurements at 5 places across the width of the opening.

**Note:** if the opening is less than 3m wide then we only require heights to be taken at points A, C & E.

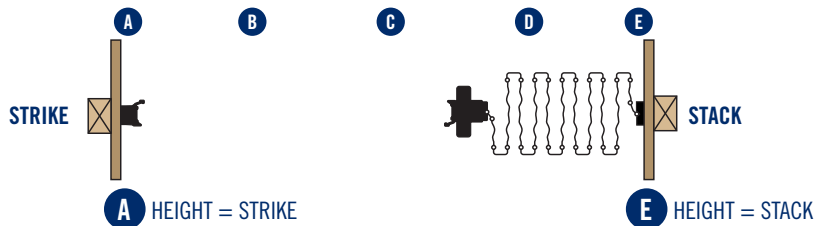
TICK TO SELECT

## SINGLE PARTING STACK LEFT



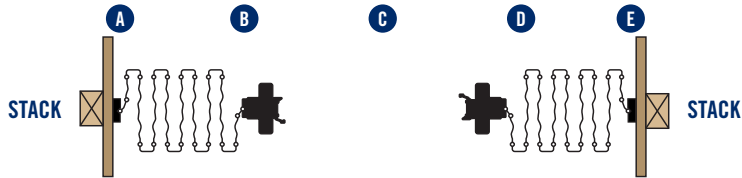
TICK TO SELECT

## SINGLE PARTING STACK RIGHT

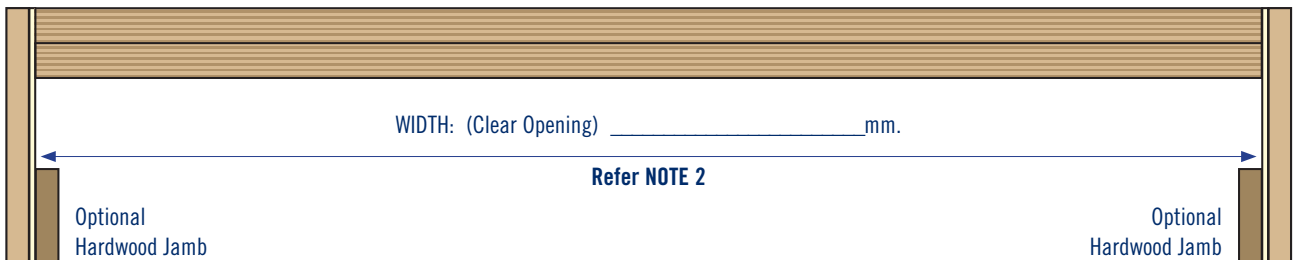


TICK TO SELECT

## BI-PARTING



**HEIGHT AND WIDTH MEASUREMENTS:**



A \_\_\_\_\_ mm    B \_\_\_\_\_ mm    C \_\_\_\_\_ mm    D \_\_\_\_\_ mm    E \_\_\_\_\_ mm

Do the above heights allow for Floor Coverings? **Yes / No** (Circle). If **NO** – please advise Floor Covering Thickness \_\_\_\_\_ mm. **Refer NOTE 3**

SIGNED: \_\_\_\_\_ NAME: \_\_\_\_\_ DATE:    /    /

For further details contact:

Won-Door Australia Pty Ltd.

Tel: 1800 682 965

Email: [info@won-door.com.au](mailto:info@won-door.com.au)

Won-Door New Zealand Ltd.

Tel: 0800 688 555

Email: [info@won-door.co.nz](mailto:info@won-door.co.nz)