



PROJECT NAME: _____

DOOR LOCATION: _____

FABRICATION MEASUREMENTS FORM - DURASOUND

NOTES TO MEASURER:

- ALL MEASUREMENTS IN MM** (must be accurate to nearest mm)
- OPENING WIDTH** is the actual width of the Won-Door Tracks.
This is to be measured at the top near the header and is measured from wall to wall.

NOTE: if you have optional hardwood jambs fixed onto the wall linings which stop short of the header **DO NOT** take the width from these hardwood jambs.

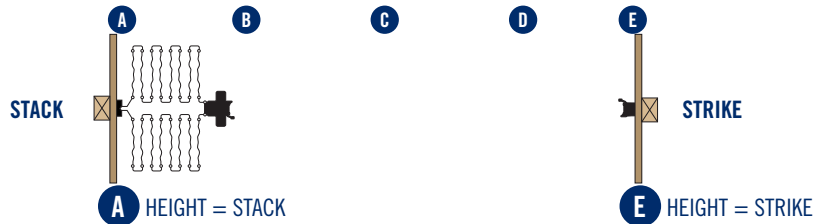
NOTE: if your opening has a Pocket then please request Fabrication Measurements Form with Pocket.

- OPENING HEIGHT** measured from top of floor coverings to underside of completed header (**DO NOT ALLOW FOR ANY EXTRA CLEARANCES**). If the floor coverings are not in place then please measure to the sub-floor and advise Won-Door of floor covering thickness. Please take height measurements at 5 places across the width of the opening.

Note: if the opening is less than 3m wide then we only require heights to be taken at points A, C & E.

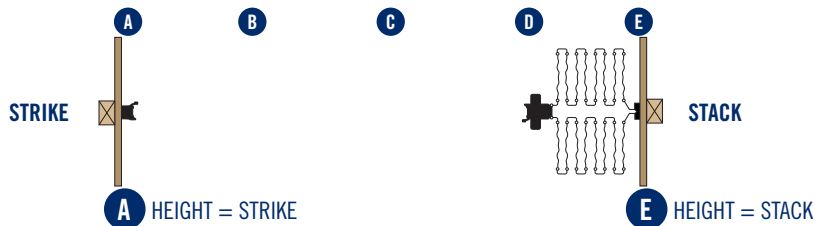
TICK TO SELECT

SINGLE PARTING STACK LEFT



TICK TO SELECT

SINGLE PARTING STACK RIGHT

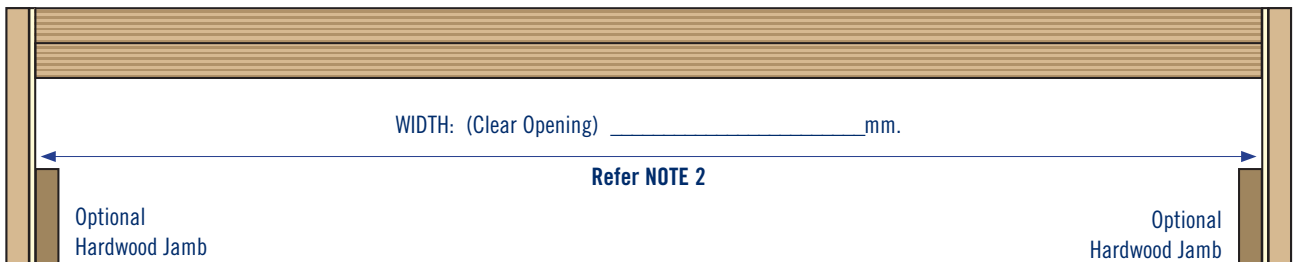


TICK TO SELECT

BI-PARTING



HEIGHT AND WIDTH MEASUREMENTS:



A _____ mm **B** _____ mm **C** _____ mm **D** _____ mm **E** _____ mm

Do the above heights allow for Floor Coverings? **Yes / No** (Circle). If **NO** – please advise Floor Covering Thickness _____ mm. **Refer NOTE 3**

SIGNED: _____ NAME: _____ DATE: / /

For further details contact:

Won-Door Australia Pty Ltd.

Tel: 1800 682 965

Email: info@won-door.com.au

Won-Door New Zealand Ltd.

Tel: 0800 688 555

Email: info@won-door.co.nz