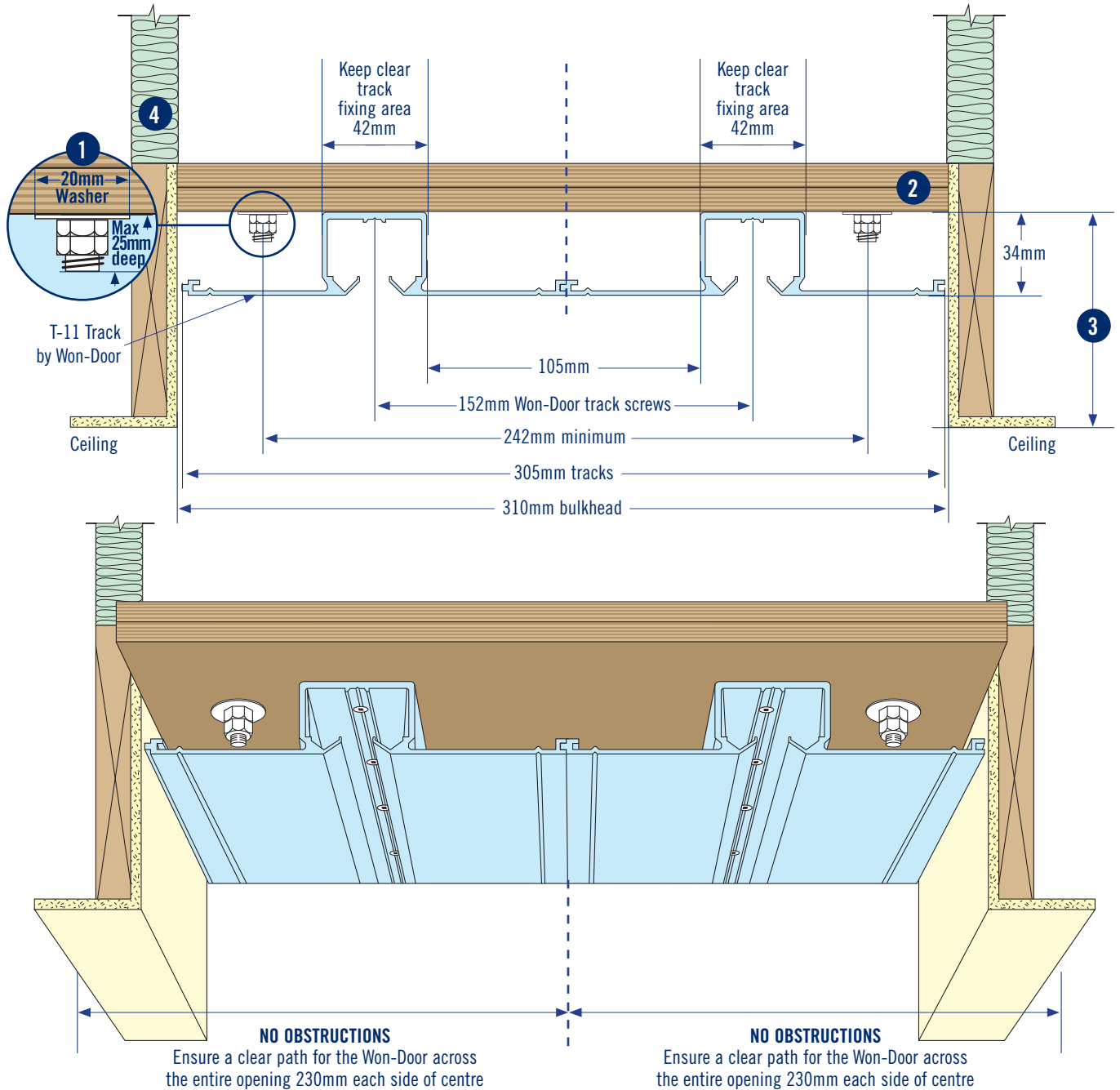




TRACK & HEADER DETAILS - RECESSED HEADER

Straight door - Manual Operation (Under 3.4m high)



1. 10mm threaded rod with nuts and washers by main contractor.

Spacing: 600mm centres through opening, 300mm in stack depth areas. (Refer Jamb Details page for Stack Depth Area Calculation)

Note: Threaded Rod is not required on small doors, subject to Ply being adequately fixed to carry weight of this door 18Kg m².

NOTE: All fixings must be kept clear of "Track Fixing Area"

2. Two (2) Layers 17mm x 310mm continuous plywood, screwed and glued, to be parallel with floor. Maximum level tolerance of ± 5 mm. By main contractor.

3. Plywood head recessed anywhere between 34 - 75mm above the ceiling. 34mm recess will set Won-Door tracks flush with ceiling.

4. **Sound proofing:** Insulate above header as required for sound proofing "by others".

For further details contact:

Won-Door Australia Pty Ltd.
Won-Door New Zealand Ltd.

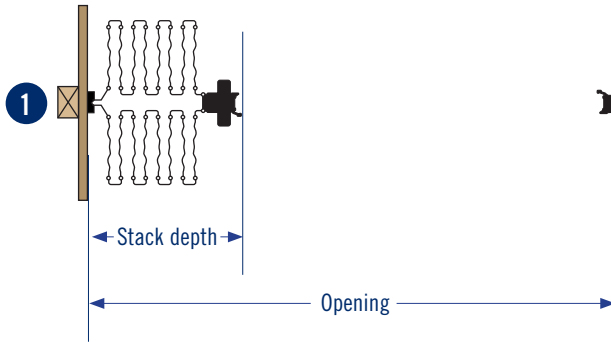
Tel: 1800 682 965
Tel: 0800 688 555

Email: info@won-door.com.au
Email: info@won-door.co.nz

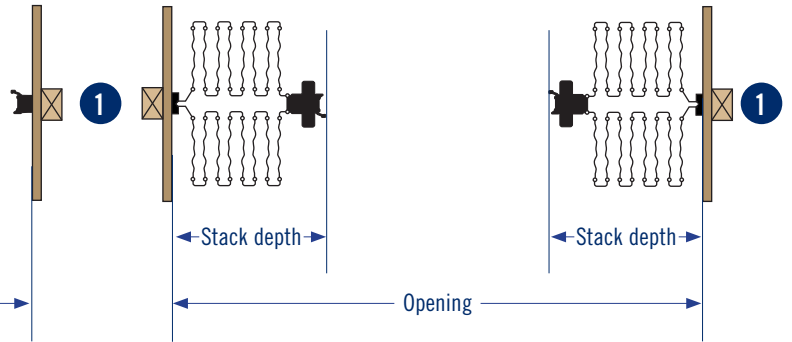


JAMB DETAILS - REQUIRED (Timber stud fixing behind wall linings)

SINGLE PARTING



BI-PARTING



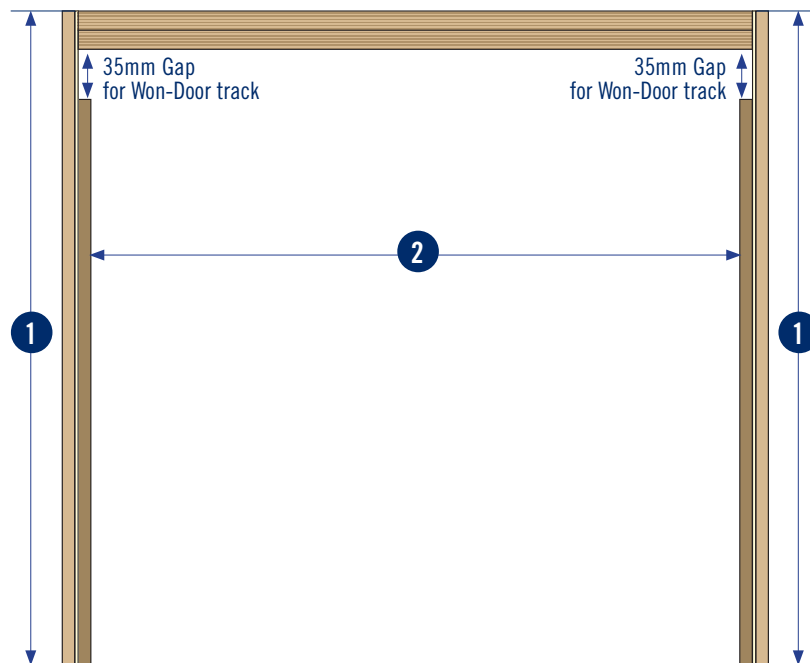
Stack Depth Ratio: 146mm per lineal metre of opening, **PLUS** 152mm for the lead post. **NOTE.** For Bi-Parting doors use half the opening width.

Stack Depth Area Calculation:

$$\text{Single Parting} = (\text{Opening width (m)} \times 146) + 152$$

$$\text{Bi-Parting} = (1/2 \text{ Opening width (m)} \times 146) + 152$$

JAMB DETAILS - OPTIONAL (Hardwood timber jamb on face of wall linings)



1. **REQUIRED:** Timber stud behind wall lining centred on header to take aluminium jamb.

2. **OPTIONAL:** 150x20mm Hardwood timber jamb “by others” on face of wall linings. Leave a 35mm gap from the underside of plywood header, to top of hardwood jamb.

For further details contact:

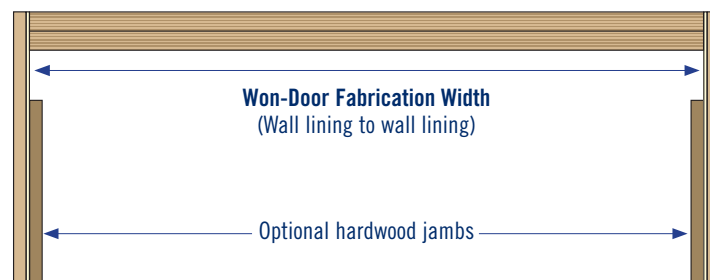
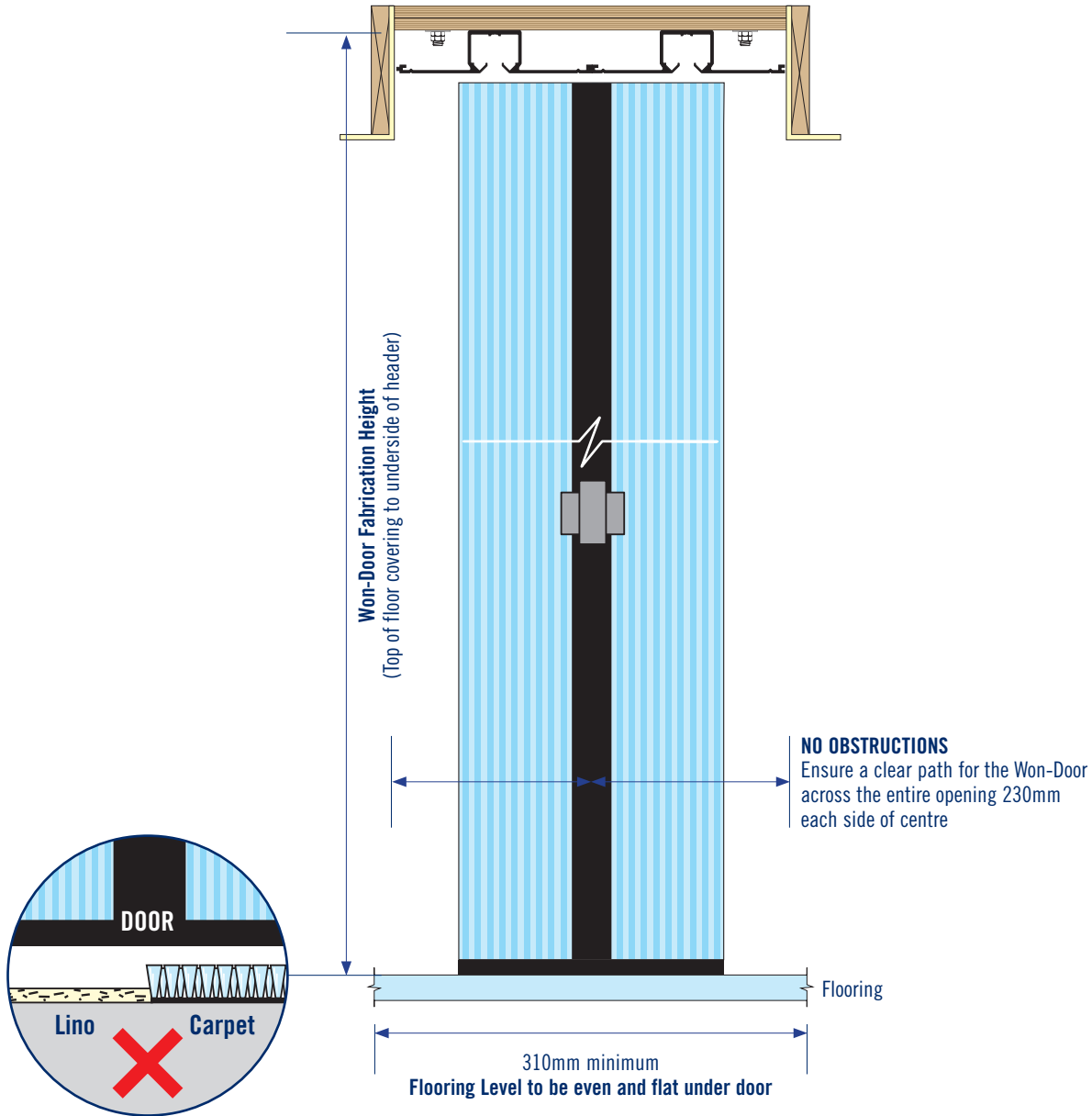
Won-Door Australia Pty Ltd.
Won-Door New Zealand Ltd.

Tel: 1800 682 965
Tel: 0800 688 555

Email: info@won-door.com.au
Email: info@won-door.co.nz



FABRICATION DIMENSIONS AND LEVEL FLOORING (RECESSED BULKHEAD TRACK/HEADER)



For further details contact:

Won-Door Australia Pty Ltd.
Won-Door New Zealand Ltd.

Tel: 1800 682 965
Tel: 0800 688 555

Email: info@won-door.com.au
Email: info@won-door.co.nz