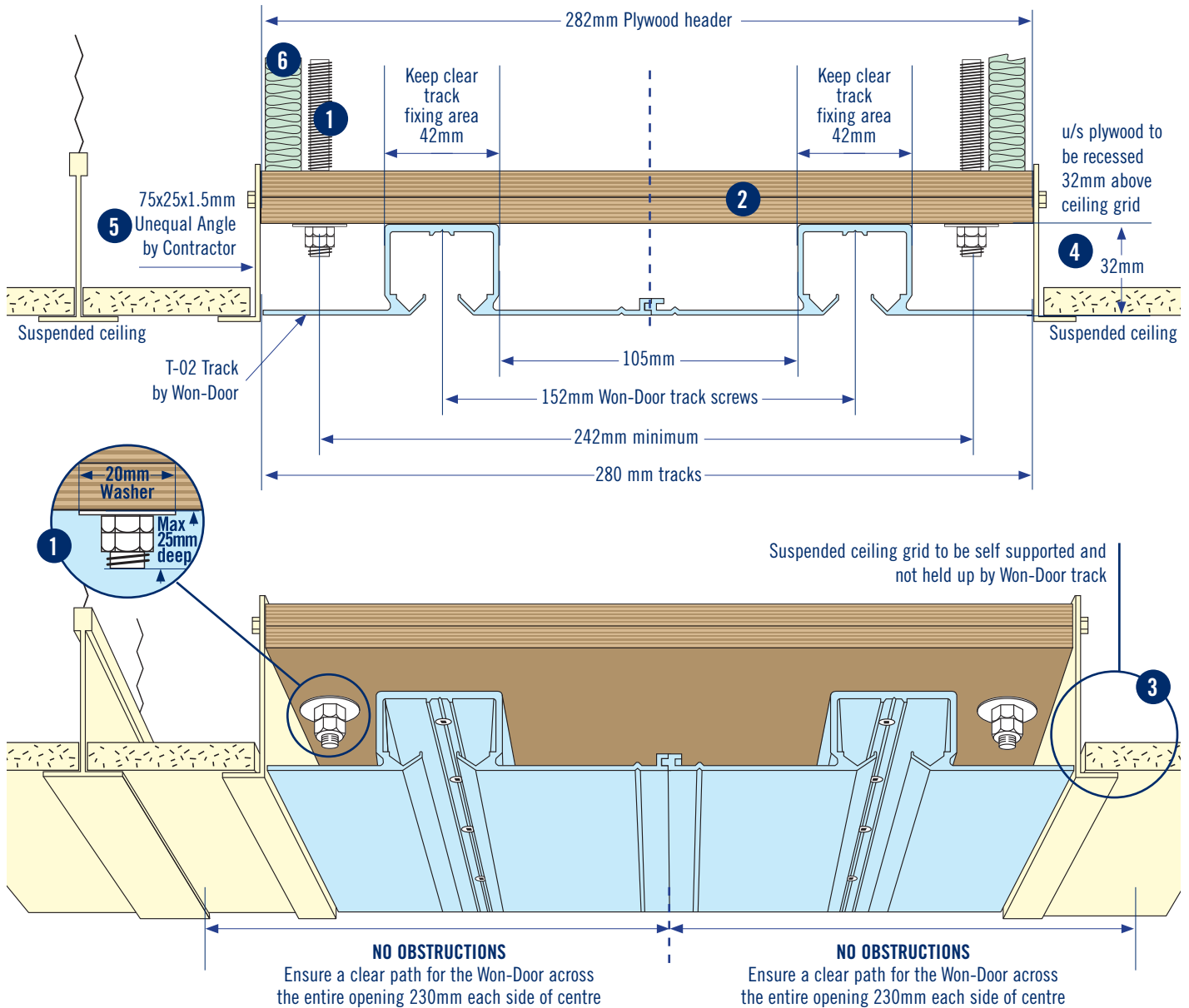




TRACK & HEADER DETAILS - SUSPENDED CEILING

Straight door - Manual Operation (Under 3.4m high)



- 10mm threaded rod with nuts and washers by main contractor.
Spacing: 600mm centres through opening, 300mm in stack depth areas. (Refer Jamb Details page for Stack Depth Area Calculation)
Note: Threaded Rod is not required on small doors, subject to Ply being adequately fixed to carry weight of this door 18kg m².
NOTE: All fixings must be kept clear of "Track Fixing Area"
- Two (2) Layers 17mm x 282mm continuous plywood, screwed and glued, to be parallel with floor. Maximum level tolerance of ± 5mm. By main contractor.

- Suspended ceiling grid to be self supported and not held up by Won-Door track.
- u/s plywood to be recessed 32mm above ceiling grid.
- 75 x 25 x 1.5mm Unequal Angle powder coated white – by contractor.
NOTE: Unequal Angle can be purchased from Won-Door if requested. Install of Unequal Angle is by contractor when preparing the header.
- Sound proofing:** Insulate above header as required for sound proofing "by others".

For further details contact:

Won-Door Australia Pty Ltd.
Won-Door New Zealand Ltd.

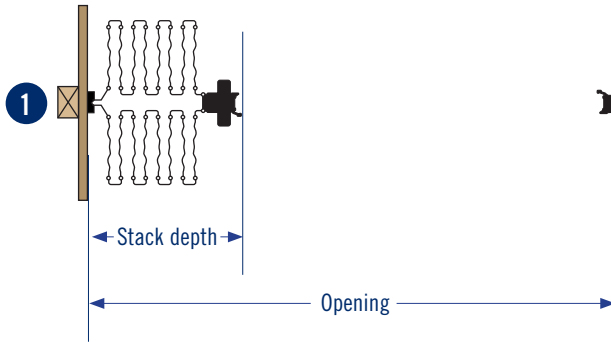
Tel: 1800 682 965
Tel: 0800 688 555

Email: info@won-door.com.au
Email: info@won-door.co.nz

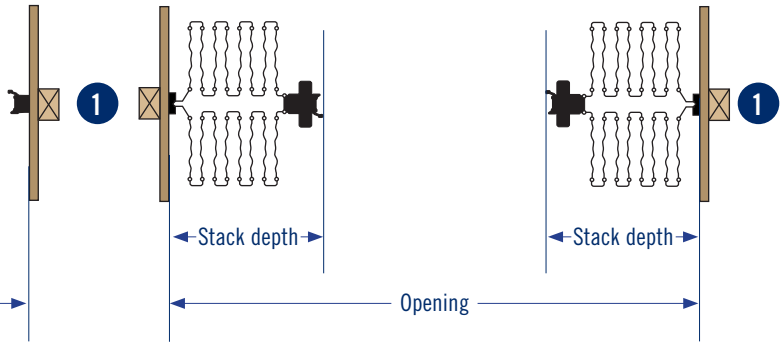


JAMB DETAILS - REQUIRED (Timber stud fixing behind wall linings)

SINGLE PARTING



BI-PARTING



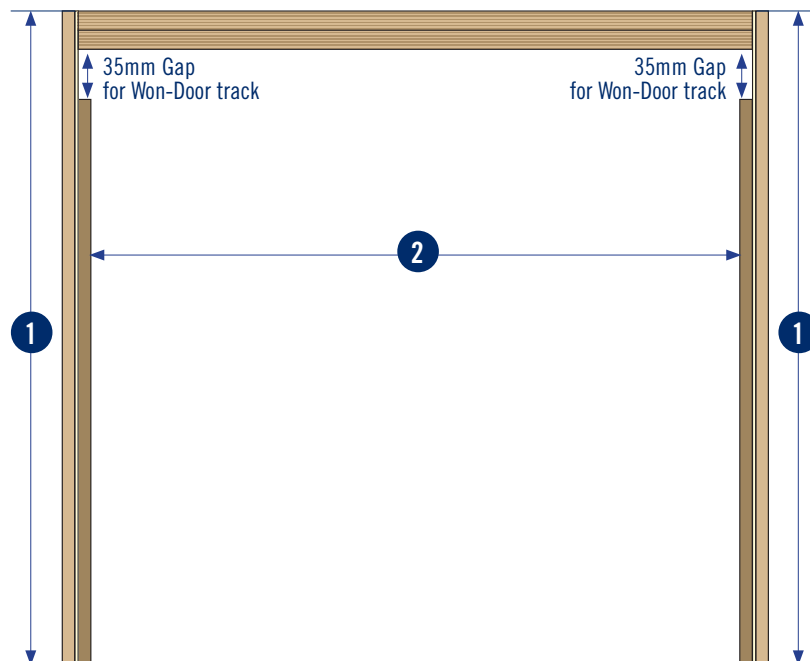
Stack Depth Ratio: 146mm per lineal metre of opening, PLUS 152mm for the lead post. **NOTE.** For Bi-Parting doors use half the opening width.

Stack Depth Area Calculation:

$$\text{Single Parting} = (\text{Opening width (m)} \times 146) + 152$$

$$\text{Bi-Parting} = (1/2 \text{ Opening width (m)} \times 146) + 152$$

JAMB DETAILS - OPTIONAL (Hardwood timber jamb on face of wall linings)



1. **REQUIRED:** Timber stud behind wall lining centred on header to take aluminium jamb.

2. **OPTIONAL:** 150x20mm Hardwood timber jamb "by others" on face of wall linings. Leave a 35mm gap from the underside of plywood header, to top of hardwood jamb.

For further details contact:

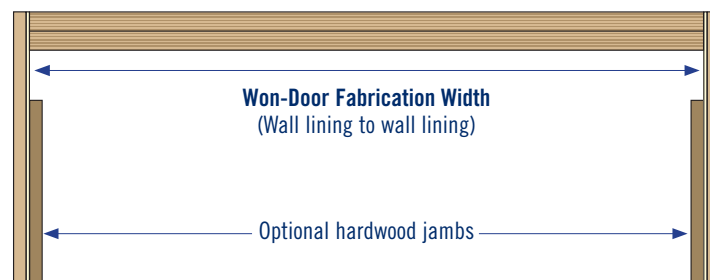
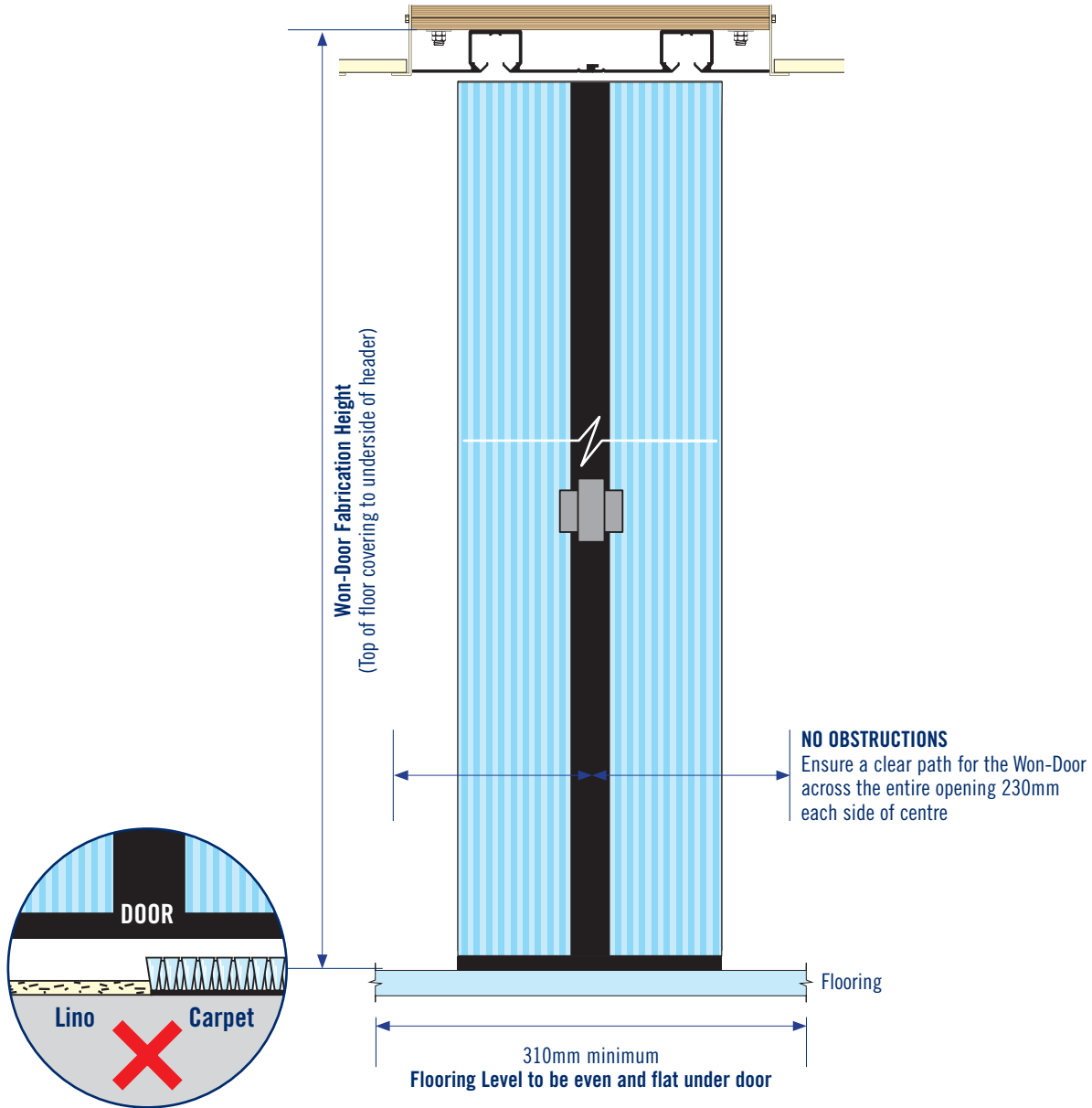
Won-Door Australia Pty Ltd.
Won-Door New Zealand Ltd.

Tel: 1800 682 965
Tel: 0800 688 555

Email: info@won-door.com.au
Email: info@won-door.co.nz



FABRICATION DIMENSIONS AND LEVEL FLOORING (SUSPENDED CEILING TRACK/HEADER)



For further details contact:

Won-Door Australia Pty Ltd.
Won-Door New Zealand Ltd.

Tel: 1800 682 965
Tel: 0800 688 555

Email: info@won-door.com.au
Email: info@won-door.co.nz