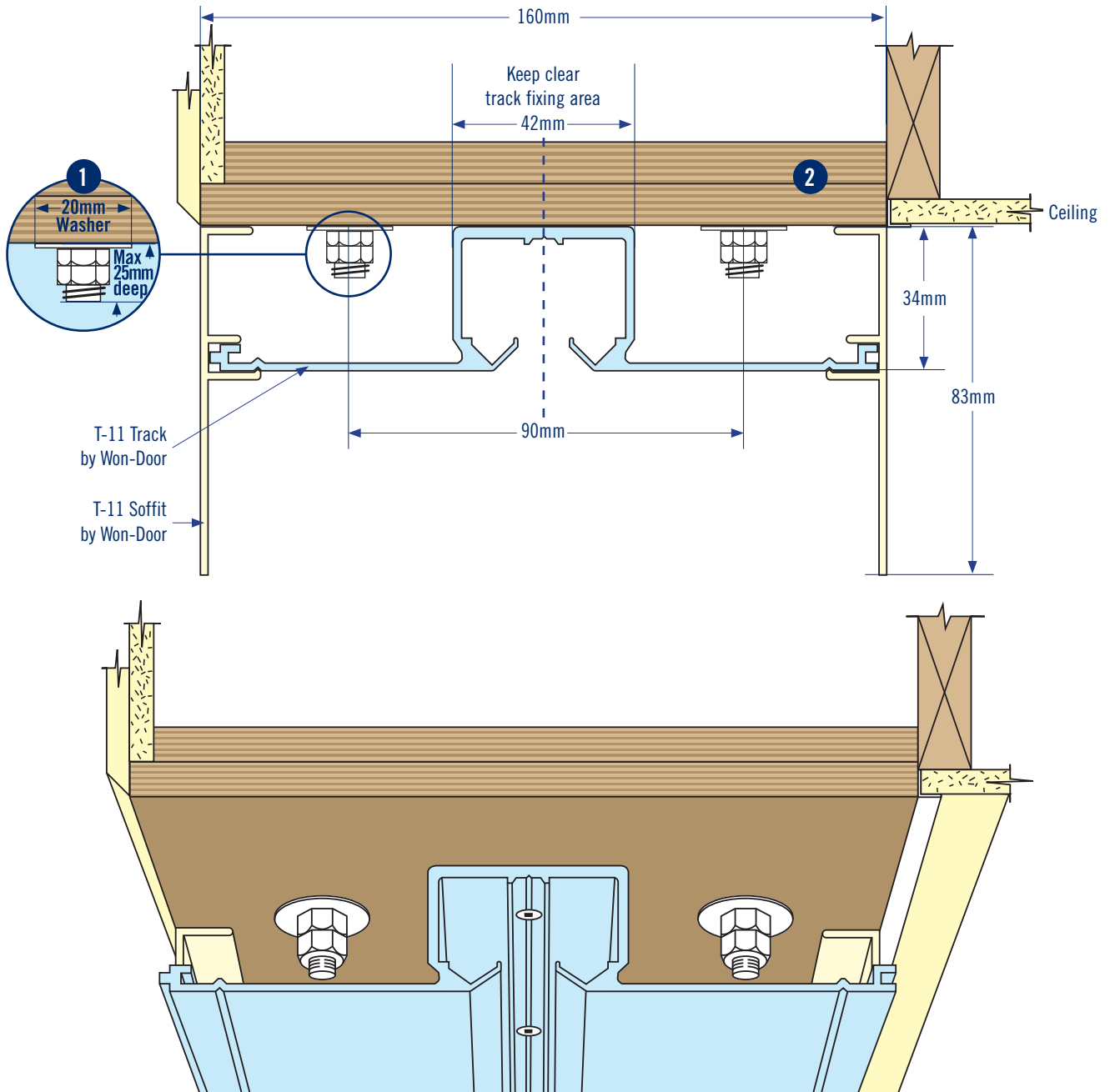




## HEAD DETAILS - STANDARD

### Straight door - Manual Operation



1. 10mm threaded rod with nuts and washers by main contractor.

**Spacing:** 600mm centres through opening, 300mm in stack depth areas. (Refer P.2 for Stack Depth Area Calculation)

**Note:** Threaded Rod is not necessary where adequate fixing of the ply is available. Ply must be fixed in a manner to support the weight of this door at 9kgm<sup>2</sup>.

2. Two (2) Layers 17mm x 160mm continuous plywood to be parallel with floor. Maximum level tolerance of  $\pm 5$ mm. By main contractor.

For further details contact:

Won-Door Australia Pty Ltd.

Won-Door New Zealand Ltd.

Tel: 1800 682 965

Tel: 0800 688 555

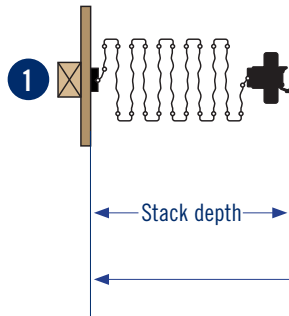
Email: [info@won-door.com.au](mailto:info@won-door.com.au)

Email: [info@won-door.co.nz](mailto:info@won-door.co.nz)

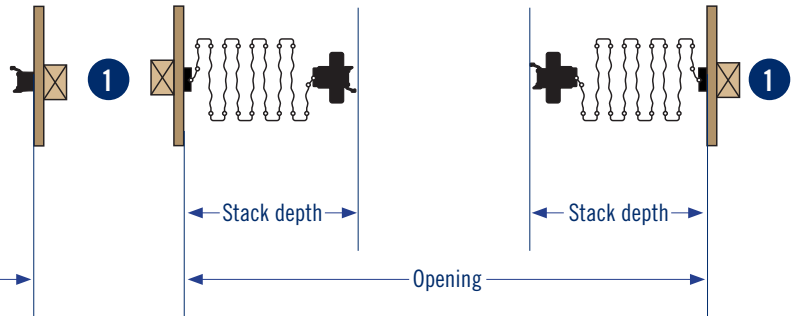


## JAMB DETAILS - REQUIRED (Timber stud fixing behind wall linings)

### SINGLE PARTING



### BI-PARTING



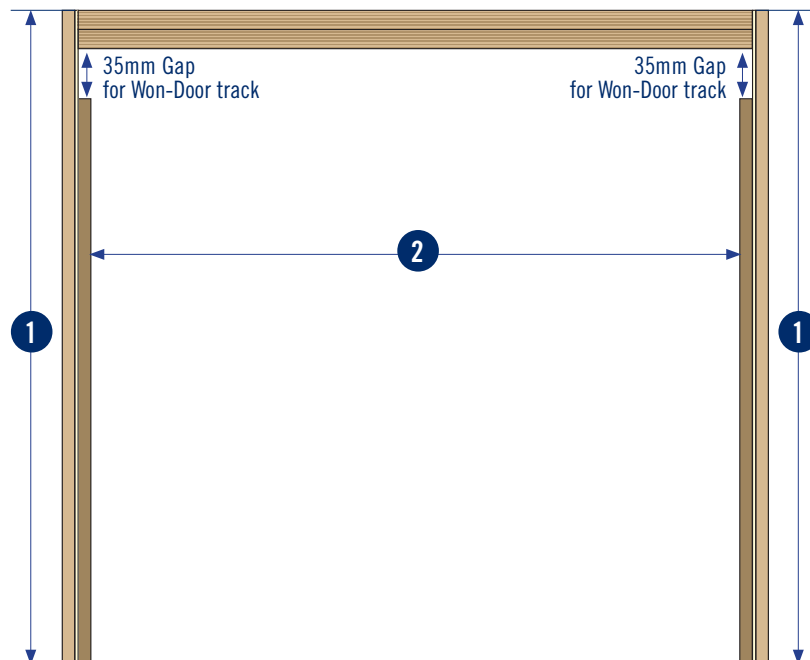
**Stack Depth Ratio:** 125mm per lineal metre of opening, **PLUS** 64mm for the lead post. **NOTE:** For Bi-Parting doors use half the opening width.

**Stack Depth Area Calculation:**

**Single Parting** = (Opening width (m) x 125) + 64

**Bi-Parting** = (1/2 Opening width (m) x 125) + 64

## JAMB DETAILS - OPTIONAL (Hardwood timber jamb on face of wall linings)



**1. REQUIRED:** Timber stud behind wall lining centred on header to take aluminium jamb.

**2. OPTIONAL:** 75x20mm Hardwood timber jamb "by others" on face of wall linings. Leave a 35mm gap from the underside of plywood header, to top of hardwood jamb.

For further details contact:

Won-Door Australia Pty Ltd.

Won-Door New Zealand Ltd.

Tel: 1800 682 965

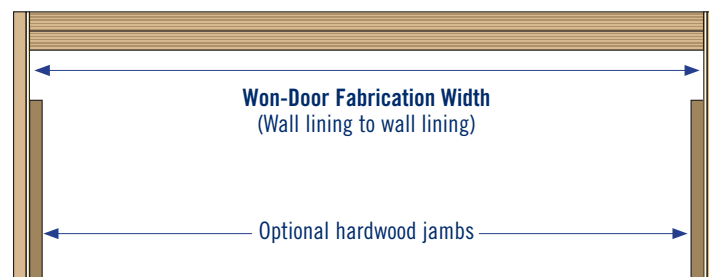

Tel: 0800 688 555

Email: [info@won-door.com.au](mailto:info@won-door.com.au)

Email: [info@won-door.co.nz](mailto:info@won-door.co.nz)



## FABRICATION DIMENSIONS AND LEVEL FLOORING



For further details contact:

Won-Door Australia Pty Ltd.

Won-Door New Zealand Ltd.

Tel: 1800 682 965

Tel: 0800 688 555

Email: [info@won-door.com.au](mailto:info@won-door.com.au)

Email: [info@won-door.co.nz](mailto:info@won-door.co.nz)